

Spin Transistor Action from Hidden Onsager Reciprocity

İ. Adagideli,¹ V. Lutsker,² M. Scheid,² Ph. Jacquod,^{3,4} and K. Richter²

¹*Faculty of Engineering and Natural Sciences, Sabanci University, Orhanli-Tuzla, Istanbul, Turkey*

²*Institut für Theoretische Physik, Universität Regensburg, D-93040 Regensburg, Germany*

³*Physics Department and College of Optical Sciences, University of Arizona, Tucson, AZ 85721, USA*

⁴*Theoretical Physics Department, University of Geneva, 1211 Geneva, Switzerland*

(Dated: June 11, 2012)

We investigate generic Hamiltonians for confined electrons with weak inhomogeneous spin-orbit coupling. Using a local gauge transformation we show how the $SU(2)$ Hamiltonian structure reduces to a $U(1) \times U(1)$ structure for spinless fermions in a fictitious orbital magnetic field, to leading order in the spin-orbit strength. Using an Onsager relation, we further show how the resulting spin conductance vanishes in a two-terminal setup, and how it is turned on by either weakly breaking time-reversal symmetry or opening additional transport terminals, thus allowing one to switch the generated spin current on or off. We numerically check our theory for mesoscopic cavities as well as Aharonov-Bohm rings.

PACS numbers: 72.25.Dc, 73.23.-b, 85.75.-d

Transistor action is often based on symmetries. To switch on and off a field effect transistor, an external gate turns a three-dimensional insulator into a two-dimensional metal and back. Compared to the off-state, the on-state has thus reduced dimensionality and symmetry. The relevance of symmetries in transistor action is even more pronounced in some recently proposed spin-based transistors, whose action follows directly from the breaking of spin rotational symmetry. This is achieved by tuning spin-orbit interaction (SOI) around a special symmetry point [1], where the SOI field reduces to two identical $U(1)$ fields with opposite coupling constants [2].

In this manuscript, we propose a new class of spin transistors whose action is based on an Onsager reciprocity relation. We show that in confined quantum coherent systems with spatially inhomogeneous SOI (Rashba, Dresselhaus or impurity SOI, or a combination of the three), an appropriate $SU(2)$ gauge transformation allows to express the spin conductance $G_{ij}^\uparrow - G_{ij}^\downarrow$ between terminals i and j as $G_{ij}^\uparrow - G_{ij}^\downarrow = G_{ij}(\mathcal{B}) - G_{ij}(-\mathcal{B})$, with the charge magnetoconductance $G_{ij}(\mathcal{B})$. This holds to leading order in the ratio $L/\ell_{\text{so}} \ll 1$ of the system size L and the spin-orbit (precession) length ℓ_{so} . The gauge transformation turns the $SU(2)$ SOI into an orbital pseudo magnetic field \mathcal{B} . Current conservation together with the Onsager relation $G_{ij}(\mathcal{B}) = G_{ji}(-\mathcal{B})$ [3, 4] then forces $G_{ij}^\uparrow - G_{ij}^\downarrow = 0$ to leading order for a two-terminal setup. This is the off state of our transistor. The on state is obtained by either opening additional terminals or breaking time-reversal symmetry with a true magnetic field B_0 , in which case $G_{ij}^\uparrow - G_{ij}^\downarrow = G_{ij}(B_0 + \mathcal{B}) - G_{ij}(B_0 - \mathcal{B}) \neq 0$, even in a two-terminal setup. Our *Onsager spin transistor* can thus be controlled either electrically or magnetically. In both instances, this turns on a spin conductance $G_{ij}^\uparrow - G_{ij}^\downarrow \propto \ell_{\text{so}}^{-1}$ with an on/off ratio $\propto (\ell_{\text{so}}/L)^2 \gg 1$. The mechanism works in diffusive as well as ballistic systems, and is more

pronounced in regular systems with few channels.

Related ideas have been applied to charge transport earlier. Aleiner and Falco constructed a gauge transformation to show that, in confined systems with $L/\ell_{\text{so}} \ll 1$, a homogeneous k -linear SOI has a much weaker effect than the naive expectation $\propto \ell_{\text{so}}^{-1}$ [5]. Brouwer and collaborators later argued that terms $\propto \ell_{\text{so}}^{-1}$ in the charge conductance survive the gauge transformation for SOI with spatially varying strength [6]. The relevance of the pseudo magnetic field for a specific mesoscopic system with inhomogeneous SOI was noticed in Ref. [7]. Another gauge transformation, dual to the one used for SOI, allows to transform a nonuniform Zeeman term into two decoupled components with an additional gauge field [8, 9]. It is however not clear how much of the gauge arguments of Refs. [5, 6, 10] carry over to spin transport in generic systems [11], which is our main interest here. Below we show that gauge transformations result in different symmetries for charge and for spin transport [13].

Our starting point is a two-dimensional Hamiltonian for electrons with SOI, which we write as ($\hbar \equiv 1$)

$$H = -\frac{1}{2m} D_\mu D_\mu + V(\mathbf{x}) . \quad (1)$$

Here, $V(\mathbf{x})$ is a spin-diagonal potential and the covariant derivative $D_\mu = \partial_\mu - (ik_{\text{so}}/2)\sigma^a A_\mu^a$ contains the SOI via the $SU(2)$ gauge field $\sigma^a A_\mu^a$, with the Pauli matrix σ^a . From here on, Latin indices are spin indices, while Greek letters denote spatial indices. The SOI constant k_{so} determines the spin-orbit length as $\ell_{\text{so}} = \pi|k_{\text{so}}|^{-1}$. We consider a gauge transformation $\mathcal{O} \rightarrow \mathcal{O}' = U\mathcal{O}U^{-1}$ with $U = \exp(i\sigma^a \Lambda^a/2) \simeq 1 + i\sigma^a \Lambda^a/2$. We note that under this transformation (ϵ^{abc} is the totally antisymmetric tensor of order three), $D_\mu \rightarrow \partial_\mu - (ik_{\text{so}}/2)\sigma^a (A')_\mu^a$, where

$$(A')_\mu^a = A_\mu^a - \epsilon^{abc} \Lambda^b A_\mu^c + \frac{1}{k_{\text{so}}} \partial_\mu \Lambda^a , \quad (2)$$

valid up to linear order in k_{so} . We search for a Λ^a that reduces the leading order, k_{so} -linear part of the SOI to a spin-diagonal $U(1) \times \sigma^z$ structure. We use the well-known decomposition for each spin component

$$A_\mu^a = -(\partial_\mu \chi^a + \epsilon_{\mu\nu} \partial_\nu \phi^a), \quad (3)$$

with ϕ^a given by $\nabla^2 \phi^a = \epsilon_{\mu\nu} \partial_\mu A_\nu^a$ and $\epsilon_{\mu\nu} = \epsilon^{\mu\nu 3}$. In particular, ϕ^a is necessarily nonzero for spatially varying SOI. It is straightforward to see that the choice $\Lambda^a = k_{\text{so}} \chi^a$ gauges away the gradient part of the $SU(2)$ vector potential to linear order in k_{so} ,

$$A_\mu^a \rightarrow (A')_\mu^a = -\epsilon_{\mu\nu} \partial_\nu \phi^a + \mathcal{O}(k_{\text{so}}). \quad (4)$$

Note that $\mathcal{O}(k_{\text{so}})$ corrections in A_μ^a lead to $\mathcal{O}(k_{\text{so}}^2)$ corrections in the Hamiltonian. If the SOI strength is spatially constant, $\phi^a = 0$ and one recovers the result of Ref. [5] that all $\mathcal{O}(k_{\text{so}})$ -terms are gauged away.

We next want to extract the leading order, linear in $k_{\text{so}} \chi^a \ll 1$ dependence of transport properties such as conductances, and thus use

$$\mathcal{O}' = U \mathcal{O} U^{-1} = \mathcal{O} + i k_{\text{so}} [\sigma^a \chi^a, \mathcal{O}] / 2. \quad (5)$$

In particular we have

$$\sigma^a \rightarrow \sigma^{a'} = \sigma^a + k_{\text{so}} \epsilon^{abc} \chi^b(\mathbf{x}) \sigma^c. \quad (6)$$

To calculate spin conductances we need to gauge transform the operator for spin current through a cross-section C_j in terminal j , $\hat{I}_j^a = \int_{C_j} d\alpha \{ \mathbf{n}_\alpha \cdot \mathbf{j}(\alpha), \sigma^a \}$, with the standard current density operator $\mathbf{j}_\mu(\mathbf{x}_0) = e(1/2) \{ \delta(\mathbf{x} - \mathbf{x}_0), -i D_\mu / m \}$. We obtain

$$\begin{aligned} (\hat{I}'_j)^a &= \int_{C_j} d\alpha [\mathbf{n}_\alpha \cdot \mathbf{j}'(\alpha), \sigma^a + k_{\text{so}} \epsilon^{abc} \chi^b(\alpha) \sigma^c] \\ &= \hat{J}_j^a + k_{\text{so}} \delta \hat{J}_j^a, \end{aligned} \quad (7)$$

where \hat{J}_j^a is the ‘‘naive’’ spin current of the transformed Hamiltonian, not accounting for the rotation (6) of the spin axes. We further need the Heisenberg picture operators $\hat{I}_j^a(t) = e^{iHt} \hat{I}_j^a e^{-iHt}$ which transform as

$$(\hat{I}'_j)^a(t) = \hat{J}_j^a(t) + k_{\text{so}} \delta \hat{J}_j^a(t) + \mathcal{O}(k_{\text{so}}^2). \quad (8)$$

Here the subscript 0 means that the time-evolution is through the $k_{\text{so}} = 0$ Hamiltonian.

Linear response relates chemical potentials in external reservoirs and currents in the leads via the spin-conductance matrix as $I_i^a = \sum_j G_{ij}^a \mu_j / e$. It is somewhat tedious, though straightforward to show that, to linear order in k_{so} , the gauge transformation gives $G_{ij}^a \rightarrow (G'_{ij})^a$, with the conductance matrix $(G'_{ij})^a$ evaluated in the same way as G_{ij}^a but with the spin current operators \hat{J}_j^a of the transformed Hamiltonian in Eq. (8). Thus, to leading order in k_{so} , infinitesimal nonabelian

gauge transformations preserve the form of the spin conductance. Note that global gauge transformations (i.e. global spin rotations), whether infinitesimal or finite, are easy to introduce via the corresponding rotation matrix \mathcal{R} as $G'_{ij} = \mathcal{R}^{ab} (G_{ij}')^b$. All global or local spin gauge transformations leave the potential $V(\mathbf{x})$ invariant.

We are now equipped to use the gauge transformation to explore the spin conductance. We first focus on the exactly solvable case of a Rashba SOI [14] with a spatially varying strength $\alpha(\mathbf{x}) = k_{\text{so}} \bar{\alpha}(\mathbf{x} \cdot \mathbf{f})$, with a dimensionless function $\bar{\alpha}$, whose gradient always points in the direction of the unit vector \mathbf{f} . One has $A_\mu^a = -2\bar{\alpha}(\mathbf{x} \cdot \mathbf{f}) \epsilon_{a\mu}$, $\phi^a(\mathbf{x}) = \varphi(\mathbf{x}) f^a$, and Eq. (4) gives

$$(A')_\mu^a = -\epsilon_{\mu\nu} \partial_\nu \varphi(\mathbf{x}) f^a + \mathcal{O}(k_{\text{so}}), \quad (9a)$$

$$D'_\mu = \partial_\mu + \frac{i}{2} k_{\text{so}} \epsilon_{\mu\nu} \partial_\nu \varphi(\mathbf{x}) \boldsymbol{\sigma} \cdot \mathbf{f}. \quad (9b)$$

After the global spin rotation $\boldsymbol{\sigma} \cdot \mathbf{f} \rightarrow \sigma^z$, Eq. (1) becomes

$$H = \begin{pmatrix} h(\mathbf{a}) & 0 \\ 0 & h(-\mathbf{a}) \end{pmatrix} + \mathcal{O}(k_{\text{so}}^2), \quad (10a)$$

$$h(\mathbf{a}) = -\frac{1}{2m} [\nabla + i k_{\text{so}} \mathbf{a}(\mathbf{x})]^2 + V(\mathbf{x}). \quad (10b)$$

Thus to linear order in k_{so} , the Hamiltonian is mapped onto a block spin Hamiltonian where the opposite spins feel opposite, purely orbital pseudo magnetic fields $\mathcal{B} = (\nabla \times \mathbf{a})_z$ generated by the $U(1)$ vector potential $a_\mu = \frac{1}{2} \epsilon_{\mu\nu} \partial_\nu \varphi(\mathbf{x})$. We obtain $\mathcal{B}(\mathbf{x}) = k_{\text{so}} \mathbf{f} \cdot \nabla \bar{\alpha}$. Transforming back to the original gauge, the spin conductance is obtained as $G_{ij}^a = [G_{ij}(\mathcal{B}) - G_{ij}(-\mathcal{B})] f^a + \mathcal{O}(k_{\text{so}}^2)$. In this simple example, the spin conductance is thus the difference of two charge conductances G_{ij} at opposite pseudo magnetic fields. For generally varying SOI, one cannot choose a spin quantization axis as before. Thus we need to define one pseudo-magnetic field per spin polarization, i.e. we define $\mathcal{B}_a = \partial_x A_y^a - \partial_y A_x^a$ as the magnitude of a pseudo magnetic field (pointing always in z -direction) that arises solely from the a component of ϕ^a . To linear order in $k_{\text{so}} L$, the superposition principle gives the spin conductance along axis a as solely due to the component of ϕ^a , $G_{ij}^a = G_{ij}(\mathcal{B}_a) - G_{ij}(-\mathcal{B}_a)$. The same argument gives the leading-order spin conductance in the presence of an externally applied (i.e. true) magnetic field B_0 as

$$G_{ij}^a(B_0) = G_{ij}(B_0 + \mathcal{B}_a) - G_{ij}(B_0 - \mathcal{B}_a) + \mathcal{O}(k_{\text{so}}^2). \quad (11)$$

This is our main result. It expresses the *spin* conductance of the original dot with SOI in terms of *charge* conductances of the dot without SOI, but with effective magnetic fields $B_0 \pm \mathcal{B}_a$ arising from the true applied field, B_0 , and the pseudo field, \mathcal{B}_a , generated by the gauge transformation and the SOI.

The key observation is then that the reciprocity relation $G_{ij}(B) = G_{ji}(-B)$ [4], together with gauge invariance, $\sum_j G_{ij}(B) = 0$, imply that the spin conductance

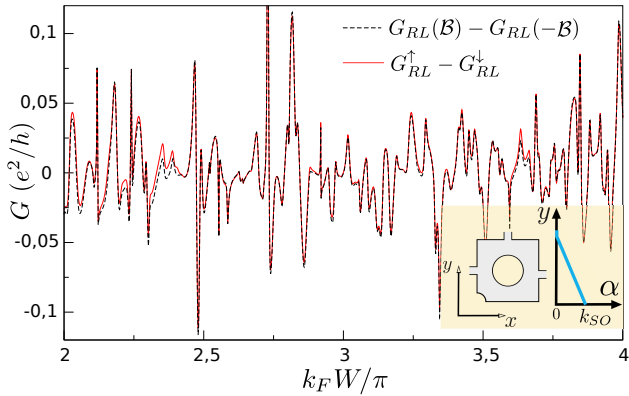


Figure 1: Comparison of the spin conductance $G_{RL}^y = G_{RL}^{\uparrow} - G_{RL}^{\downarrow}$ with the difference in the magnetoconductance, Eq. (11), for transport (from left to right lead) through the three-terminal ballistic quantum dot (see inset) with linear size L , leads of width W and spatially varying SOI $\alpha(\mathbf{x}) = k_{so}\bar{\alpha}(\mathbf{x}) = k_{so}(y/L)$ (i.e. $\mathcal{B} = \partial_y \alpha = k_{so}/L$) with $k_{so}L \approx 0.3$.

(11) vanishes to order $\mathcal{O}(k_{so})$ in two-terminal geometries in the absence of external magnetic field, since only then $G_{ij}(-\mathcal{B}_a) = G_{ji}(\mathcal{B}_a) = G_{ij}(\mathcal{B}_a)$. On the contrary, G_{ij}^a is linear in k_{so} , i.e. much larger, when an external magnetic field is applied or when one (or more) additional terminals are open. Thus, multi-terminal spin conductances linearly depend on $k_{so}L$, whereas two-terminal local conductances are quadratic or higher order in $k_{so}L$. These restrictions imply that any coherent conductor with spatially varying SOI can be operated as a spin transistor, whose action is controlled by either opening an extra terminal or applying an external magnetic field. This is the fundamental mechanism on which the Onsager spin transistor we propose is based.

We numerically confirm these results by computing [15] the charge and spin conductances for two- and three-terminal mesoscopic cavities and rings (sketched in the inset of Figs. 1–3). We first assume a Rashba SOI with constant gradient over the whole conductor, $\alpha(\mathbf{x}) = (y/L)k_{so}$, and check the prediction (11) that the spin conductance can be expressed in terms of the charge conductance of the transformed system without SOI but with a magnetic field \mathcal{B} . In Fig. 1, the spin conductance $G_{RL}^y = G_{RL}^{\uparrow} - G_{RL}^{\downarrow}$ (from now on the y -axis is the spin quantization axis) in the absence of magnetic field is compared to the difference of the charge conductance, $G_{RL}(\mathcal{B}) - G_{RL}(-\mathcal{B})$ in the absence of SOI, but with magnetic field $\mathcal{B} = \partial_y \alpha$. Both quantities exhibit precisely the same mesoscopic conductance fluctuations as a function of Fermi momentum, as predicted by Eq. (11). We found that this level of agreement holds up to $k_{so}L \approx 1$, beyond which terms quadratic and higher order in k_{so} are no longer subdominant.

For weak magnetic fields (with an associated cyclotron radius larger than L), $G_{ij}(B) - G_{ij}(-B)$ is predomi-

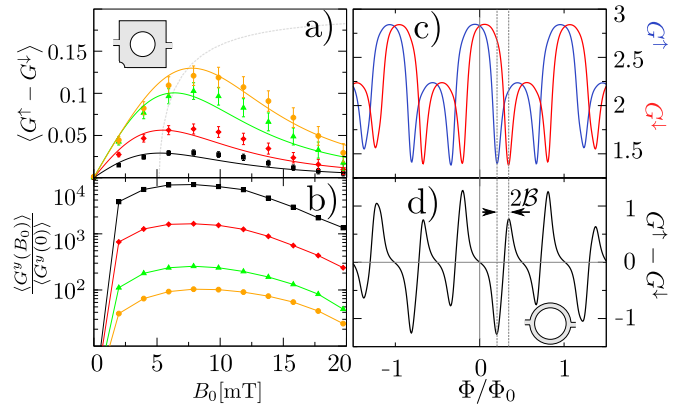


Figure 2: Spin conductances for two-terminal geometries as a function of an applied magnetic field B_0 . (a) Average spin conductance of a chaotic cavity (inset) for four different strengths of a linearly varying SOI (same as inset Fig. 1) with $k_{so}L \approx 0.16, 0.33, 0.67$ and 1.0 from bottom to top curve. Symbols with statistical errorbars mark numerical results for the average spin conductance, full lines depict the theoretical prediction (12). The grey dashed line shows predicted spin conductance maxima (from Eq. (12)) for varying gauge field. (b) corresponding on-to-off ratios $\langle G^y(B_0) \rangle / \langle G^y(0) \rangle$. (c) spin resolved conductances $G^{\uparrow(\downarrow)}(\Phi)$ for an AB ring (inset panel (d)) as a function of flux $\Phi = \pi R^2 B_0$, showing a shift $\pm \mathcal{B}$ due to the gauge field $\mathcal{B} = \nabla \alpha$ arising from SOI $\alpha = (y/L)k_{so}$ with $k_{so}L = 1$. (d) resulting spin conductance $G^y(\Phi)$ of a single AB ring. Inset panel (a): Sinai-type billiard: linear size L , stopper disk with radius $R_i = L/10$, leads of width $W = L/15$ hosting 4 transverse channels. Inset panel (d): AB ring: radius $R = L/2$, width $W = L/15$ with 4 open channels.

nantly given by quantum coherent contributions only. They give rise, on top of the mesoscopic fluctuations displayed in Fig. 1, to a shift δG in the (energy) averaged conductance, known as weak localization correction. In the presence of a magnetic field, $\delta G(B) = \delta G(0)/(1 + \xi B^2)$, for chaotic ballistic cavities [16] with $\delta G(0) \sim (1/4)e^2/h$ and ξ proportional to the dwell time in the cavity. According to the prediction (11) for the two-terminal case, the presence of an external magnetic field B_0 leads to a finite spin conductance $G^y(B_0) = G(B_0 + \mathcal{B}) - G(B_0 - \mathcal{B})$, with $\mathcal{B} = \partial_y \alpha$. Then its energy average is

$$\langle G^y(B_0) \rangle = \frac{\delta G(0)}{1 + \xi(B_0 + \mathcal{B})^2} - \frac{\delta G(0)}{1 + \xi(B_0 - \mathcal{B})^2}. \quad (12)$$

This line of reasoning is confirmed in Fig. 2(a) where numerically calculated spin conductances (symbols) for the chaotic cavity with linearly varying SOI are compared to the prediction (12) (full lines). Figure 2(b) shows the corresponding on-off ratios $\langle G^y(B_0) \rangle / \langle G^y(0) \rangle$.

Alternatively, we consider few-channel regular Aharonov-Bohm (AB) rings where k_{so} -linear spin currents can be turned on by a magnetic flux [7]. These systems exhibit large almost periodic AB conductance

oscillations instead of the weaker, randomly-looking conductance fluctuations. In Fig. 2(c) we present numerically computed spin resolved conductances $G^{\uparrow(\downarrow)}(\Phi)$ as a function of flux $\Phi = \pi R^2 B_0$ (in units of the flux quantum $\Phi_0 = h/e$) for an AB ring (inset panel (d)) in presence of the same linearly varying SOI as for the cavity. As expected, the conductance traces for the spin-up and -down channels are shifted against each other by $\pm \mathcal{B} = \pm \partial_y \alpha$. This shift gives rise to a finite B_0 -periodic spin conductance $G^y = G^\uparrow - G^\downarrow$ as displayed in Fig. 2(d). At $B_0 = 0$, first order spin conductance is forbidden by the Onsager relation. G^y vanishes further for fields corresponding to $\Phi_0, \Phi_0/2$ and $\Phi_0/4$, where maxima and minima of the usual charge magnetoconductance occur. Maxima of G^y appear at points where the shifted spin resolved $G^{\uparrow(\downarrow)}$ have their minima. This holds for regular, or quasi-regular electronic dynamics which requires clean AB rings with few-channels. Of particular interest in the AB case are: (i) the magnitude of the spin conductance, which exceeds its value in chaotic systems by one to two orders of magnitude (compare the vertical axes scales in Fig. 1 and 2(d)), and (ii) the control one has over the spin conductance: Applying an integer or half-integer flux quantum gives the off state of our transistor, while the on state is recovered at $B_0 = \pm[(\Phi_0/4)/(\pi R^2) - \mathcal{B}]$. The on/off spin current ratio can be made arbitrarily large, as it exactly vanishes in the off state.

As said above, k_{so} -linear spin conductances can also be turned on by adding an additional terminal. As shown in Fig. 3(a,b) we find a difference of at least three orders of magnitude in spin conductance, G_{2T}^y vs. G_{3T}^y , for two- and three-terminal rings. In panel (c) a double log representation of the data from (b) reveal the cubic vs. linear $k_{\text{so}}L$ dependence of G_{2T}^y (top symbol sequence in (c)) and G_{3T}^y (third sequence from top) in line with our predictions.

So far we have considered linearly varying SOI. However, our theory holds generally and works well also for more generic spatial dependence of the SOI. We confirm this by calculating $G^y(k_{\text{so}}L)$ for a ring with SOI $\alpha(\mathbf{r}) = k_{\text{so}} \cos^2(2\pi x/L_1) \cos^2(2\pi y/L_2)$ with $L/L_1 = 15, L/L_2 = 6$ giving rise to SOI bumps on scales of the ring width. As demonstrated in Fig. 3(c) we recover again the linear vs. cubic scaling with $k_{\text{so}}L$ for the two- and three-terminal setting (second and fourth symbol sequence from top), in full accordance with our theory.

We conclude with a few remarks:

(i) Mesoscopic rings based on InAs [17] or p-doped GaAs samples that are known to exhibit large and tunable SOI [18] are excellent candidates to experimentally probe our theory. In particular, the Aharonov-Bohm rings of Ref. [18] are very similar to the ones considered numerically in Fig. 2d and 3, carrying a similar number of transverse channels. To directly probe our findings, one needs an inhomogeneous SOI, which can be realized in these structures through a side gate or a top gate cover-

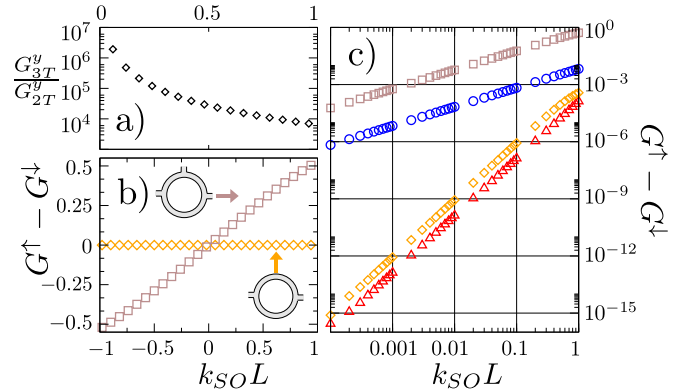


Figure 3: Onsager symmetry-based transistor action resulting from the difference in spin conductance of two- and three-terminal mesoscopic rings (insets panel (b)). (a) On-off ratio and (b) separate spin conductances G_{3T}^y and G_{2T}^y for AB ring in three- and two-terminal mode as a function of a spatially nonuniform SOI, $\alpha = (y/L)k_{\text{so}}$. (c) double-log plot of same data as in (b) (top and third symbol sequence) and of corresponding G_{3T}^y and G_{2T}^y (second and fourth sequence) for a more generic nonuniform SOI $\alpha = k_{\text{so}} \cos^2(2\pi x/L_1) \cos^2(2\pi y/L_2)$.

ing part of the system. In order to symmetrically couple to both arms of the ring, a gradient in the current direction may be preferable. Our prediction Eq. (11), can be observed either via the application of an external magnetic flux, as in Fig. 2, or by electrostatically opening a third terminal. The transistor effect that we propose can then be probed by measuring the spin conductance [19], for instance using the nondestructive low-field methods proposed in Refs. [20, 21].

(ii) Inhomogeneous SOI is also a prerequisite for various specific proposals for spin splitting [22–24] and analogues of the Stern-Gerlach effect [25]. Our theory provides a rather general, common footing to interpret them. For instance, the Stern-Gerlach based spin separation, usually explained in terms of a Zeeman coupling in a non-uniform (in-plane) magnetic field (associated with Rashba SOI), finds its explanation in the opposite bending of electron paths owing to the Lorentz force associated with our gauge field $\pm \mathcal{B}$.

(iii) While the spin conductance fluctuations are similar in a (phase coherent) diffusive system, its classical magnetoconductance has a linear in magnetic field contribution originating from the classical Hall effect. Thus in a diffusive system with inhomogeneous SOI, we expect a spin conductance with a nonzero average value proportional to the classical Hall conductance. This spin conductance can be estimated [26] as $\langle G^a \rangle \sim (e^2/h)(k_{\text{so}}\ell)$ where ℓ is the mean free path. We stress that $\langle G^a \rangle$ is based on a classical effect in that it is robust against effects such as dephasing and temperature broadening.

We thank M. Duckheim for carefully reading our manuscript, and D. Loss, J. Nitta and M. Wimmer

for helpful conversations. This work was supported by TUBITAK under grant 110T841, TUBA-GEBIP, and the funds of the Erdal İnönü chair (IA), by NSF under grant DMR-0706319 and the Swiss Center for Excellence MANEP (PJ), and by DFG within SFB 689 (MS,KR).

-
- [1] J. Schliemann, J.C. Egues, and D. Loss, Phys. Rev. Lett. **90**, 146801 (2003).
- [2] M. Duckheim et al., Phys. Rev. B **81**, 085303 (2010).
- [3] L. Onsager, Phys. Rev. **38**, 2265 (1931).
- [4] M. Büttiker, Phys. Rev. Lett. **57**, 1761 (1986).
- [5] I.L. Aleiner and V.I. Fal'ko, Phys. Rev. Lett. **87**, 256801 (2001).
- [6] P. W. Brouwer, J. N. H. J. Cremers, and B. I. Halperin, Phys. Rev. B **65**, 081302 (2002).
- [7] Y. Tserkovnyak and A. Brataas, Phys. Rev. B **76**, 155326 (2007).
- [8] V. Korenman, J.L. Murray, and R.E. Prange, Phys. Rev. B **16**, 4032 (1977).
- [9] For applications to nonequilibrium magnetic textures see Y. Tserkovnyak and M. Mecklenburg, Phys. Rev. B **77**, 134407 (2008).
- [10] For a comprehensive recent account see: I.V. Tokatly and E. Ya. Sherman, Ann. Phys. **325**, 1104 (2010).
- [11] To give but one example, a nonuniversal behavior of spin currents has been pointed out for systems with universal charge current characteristics in Ref. [12].
- [12] İ. Adagideli et al., Phys. Rev. Lett. **105**, 246807 (2010).
- [13] Our gauge transformation gives $G(\mathcal{B}) + G(-\mathcal{B})$ for the charge conductance, which is a linear function of ℓ_{so}^{-1} , in agreement with Ref. [6], regardless of the geometry.
- [14] E.I. Rashba, Sov. Phys. Solid State **2**, 1109 (1960).
- [15] The transport calculations are performed using a recursive Green's function technique, see: M. Wimmer and K. Richter, J. Comp. Phys. **228**, 8548 (2009).
- [16] H.U. Baranger, R.A. Jalabert, and A.D. Stone, Phys. Rev. Lett. **70**, 3876 (1993).
- [17] T. Bergsten, T. Kobayashi, Y. Sekine, and J. Nitta, Phys. Rev. Lett. **97**, 196803 (2006).
- [18] B. Grbić et al., Phys. Rev. Lett. **99**, 176803 (2007).
- [19] H. C. Koo, et al., Science **325**, 1515 (2009).
- [20] İ. Adagideli, J. H. Bardarson, and Ph. Jacquod, J. Phys. Condens. Matter **21**, 155503 (2009).
- [21] P. Stano and Ph. Jacquod, Phys. Rev. Lett. **106**, 206602 (2011).
- [22] V. M. Ramaglia et al., Eur. Phys. J. B **36**, 365 (2003).
- [23] M. Khodas, A. Shekhter, and A.M. Finkel'stein, Phys. Rev. Lett. **92**, 086602 (2004).
- [24] Q.-F. Sun and X.C. Xie, Phys. Rev. B **71**, 155321 (2005).
- [25] J.-I. Ohe, M. Yamamoto, T. Ohtsuki, and J. Nitta, Phys. Rev. B **72**, 041308 (2005).
- [26] İ. Adagideli et al., unpublished.